



# Peter Schmid

Gratis Bestell-Nr. 0800 22 11 33

office@bau-dienstleistungen.ch

**PETER SCHMID**  
Bau-Dienstleistungen.ch



**H. KELLER AG**  
Bau-Dienstleistungen.ch








Lindenmoosstrasse 9 8910 Affoltern am Albis








Fischbacherstrasse 13 5620 Bremgarten







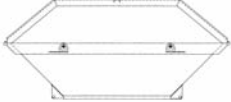
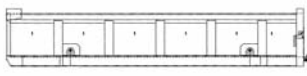

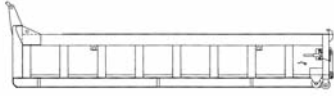
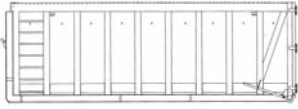

## Material-Deklarations-Tabelle



	Kunststoff 	Backstein 	Ziegel 	Beton 	Eternit 	Aushub 	Asphalt 	Stein 
Ausbauasphalt	✗	✗	✗	✗	✗	✗	✓	✓
Strassenaufbruch	✗	✗	✗	✓	✗	✗	✗	✓
Betonabbruch	✗	✗	✗	✓	✗	✗	✗	✓
Mischabbruch sauber	✗	✓	✓	✓	✗	✗	✗	✓
Inertstoffe	✗	✓	✓	✓	✓	✓	✓	✓
Ziegel	✗	✗	✓	✗	✗	✗	✗	✗
Bausperrgut	✓	✓	✓	✓	✓	✓	✓	✓
KVA Material	✓	✗	✗	✗	✗	✗	✗	✗
Aushub	✗	✗	✗	✗	✗	✓	✗	✓
Aushub verschmutzt (Inert)	✗	✗	✗	✓	✗	✓	✗	✓
Altholz	✗	✗	✗	✗	✗	✗	✗	✗

	Keramik-platten 	Gips 	Holz 	Karton 	Kalksand-stein 	Metall 	Mineral-wolle 	Glas 
Ausbauasphalt	✗	✗	✗	✗	✗	✗	✗	✗
Strassenaufbruch	✗	✗	✗	✗	✗	✗	✗	✗
Betonabbruch	✗	✗	✗	✗	✗	✗	✗	✗
Mischabbruch sauber	✗	✗	✗	✗	✓	✓	✗	✗
Inertstoffe	✓	✓	✗	✗	✓	✗	✓	✓
Ziegel	✗	✗	✗	✗	✗	✗	✗	✗
Bausperrgut	✓	✓	✓	✓	✓	✓	✓	✓
KVA Material	✗	✗	✓	✓	✗	✗	✓	✗
Aushub	✗	✗	✗	✗	✗	✗	✗	✗
Aushub verschmutzt (Inert)	✗	✗	✗	✗	✗	✗	✗	✗
Altholz	✗	✗	✓	✗	✗	✓	✗	✗

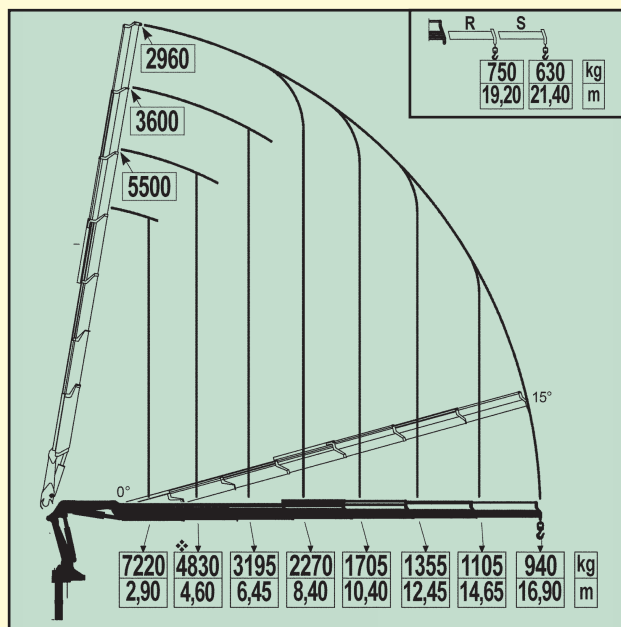
# Muldentypen

<b>Mini Kranmulde</b>		1 m <sup>3</sup>	L 1230 mm, B 1060 mm, H 1100 mm
<b>Mini Welakimulde</b>		3 m <sup>3</sup>	L 2500 mm, B 1200 mm, H 1400 mm
<b>Standardmulde</b>		4 m <sup>3</sup>	L 3500 mm, B 1710 mm, H 950 mm
<b>Aufsatzmulde</b>		7 m <sup>3</sup> 12 m <sup>3</sup>	L 3500 mm, B 1720 mm, H 1600 mm L 4400 mm, B 2050 mm, H 1700 mm
<b>Deckelmulde</b>		6 m <sup>3</sup> 7 m <sup>3</sup>	L 3500 mm, B 1720 mm, H 1400 mm L 3800 mm, B 2050 mm, H 1600 mm
<b>Flachmulde</b>		6 m <sup>3</sup>	L 4600 mm, B 2050 mm, H 900 mm
<b>Flachcontainer</b>		20 m <sup>3</sup>	L 6000 mm, B 1900 mm, H 2100 mm
<b>Abrollmulde</b>		10 m <sup>3</sup>	L 6000 mm, B 2500 mm, H 1000 mm
<b>Abrollcontainer</b>		20 m <sup>3</sup> 40 m <sup>3</sup>	L 5600 mm, B 2500 mm, H 1600 mm L 7000 mm, B 2500 mm, H 2400 mm
<b>Rollpalette Ladefläche</b>			L 7000 mm, B 2500 mm

• Siloki 8 m<sup>3</sup> • Thermo 17 to • Planenwagen mit Hebebühne

## Kran-Lastdiagramm

3-Achs-LKW 26 m / to



4-Achs-LKW 80 m / to

